

**TOTAL NUMBER OF COMPLAINT RECEIVED IN 2018: 151**

37 Self-regulation

44 Complaints considered: 24 upheld, 20 not upheld

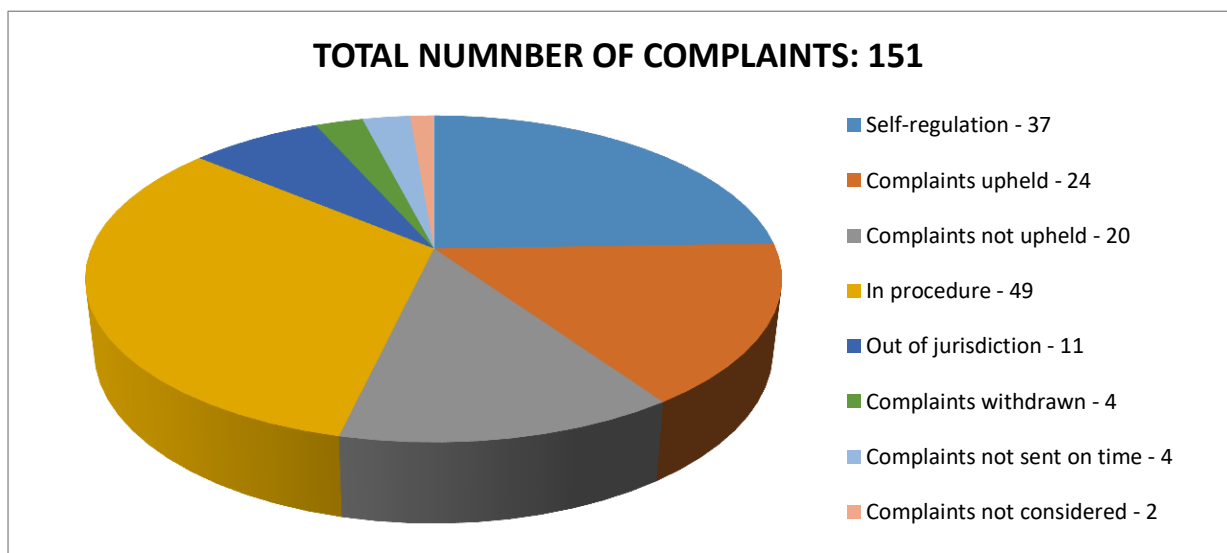
49 In procedure

11 Out of jurisdiction

4 Complaints withdrawn

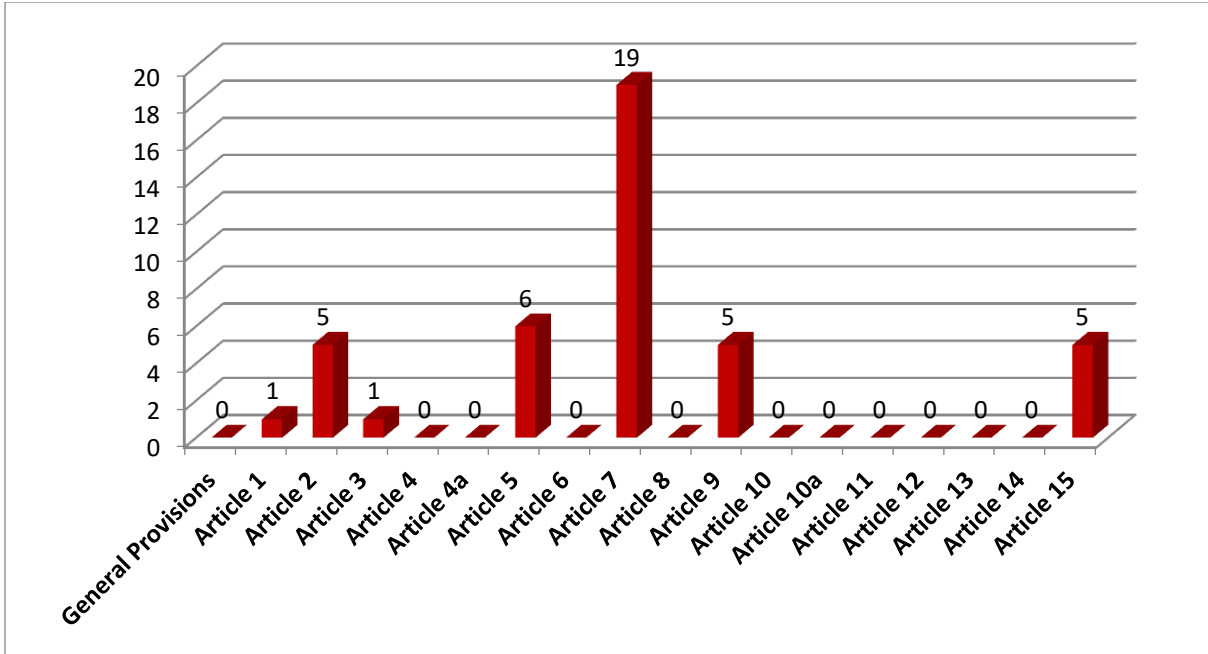
4 Complaints not sent on time

2 Complaints not considered



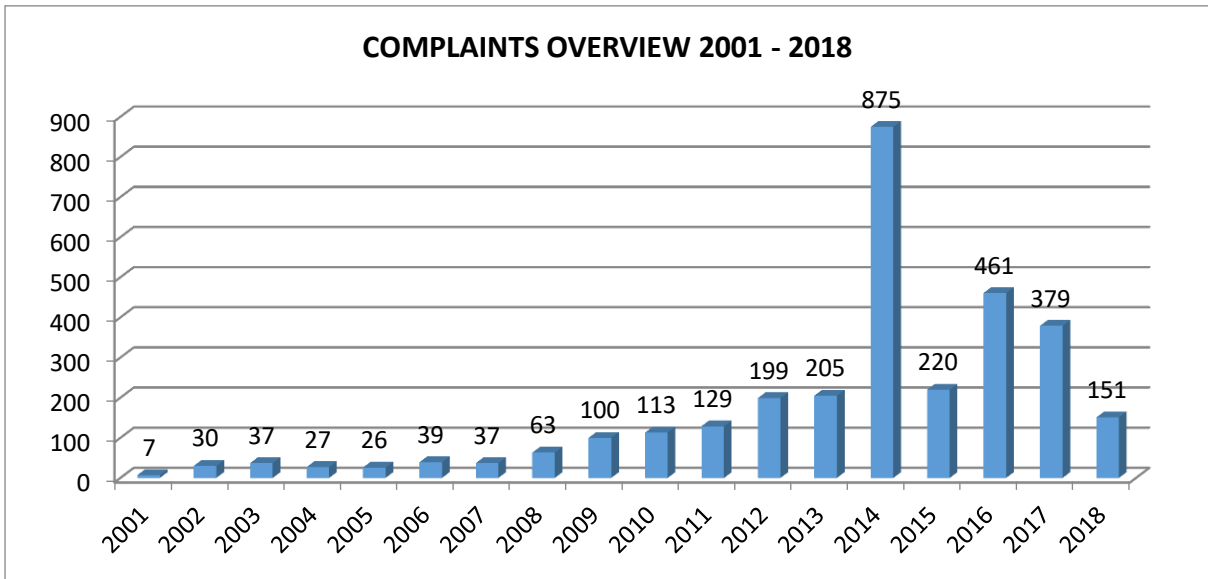
## **NUMBER OF BREACHES OF THE PRESS CODE OF BIH BY ARTICLE**

General Provisions.....	0
Article 1 - Public Interest .....	1
Article 2 - Editorial Responsibility .....	5
Article 3 – Incitement.....	1
Article 4 – Discrimination .....	0
Article 4a - Gender Equality and Respect of Individuality .....	0
Article 5 - Accuracy and Fair Reporting .....	6
Article 6 - Comment, Conjecture and Fact .....	0
Article 7 - Opportunity to Reply .....	19
Article 8 – Misrepresentation.....	0
Article 9 – Privacy .....	5
Article 10 - Persons Charged With Criminal Offences .....	0
Article 10a – Protection of Witnesses .....	0
Article 11 - Protection of Children and Minors .....	0
Article 12 - Advertising and Sponsorship .....	0
Articles 13 - Confidentiality of Sources .....	0
Article 14 - Copyright and Author's Rights .....	0
Article 15 – Complaints .....	5



**OVERVIEW OF COMPLAINTS BY YEAR 2001 - 2018**

Year	2001	2002	2003	2004	2005	2006	2007	2008	2009	2010	2011	2012	2013	2014	2015	2016	2017	2018
Total number of complaints received	7	30	37	27	26	39	37	63	100	113	129	199	205	875	220	461	379	151



## OVERVIEW OF COMPLAINTS RESOLVED THROUGH SELF-REGULATION

2001 - 2018

Year	2001	2002	2003	2004	2005	2006	2007	2008	2009	2010	2011	2012	2013	2014	2015	2016	2017	2018
Total number of complaints	7	30	37	27	26	39	37	63	100	113	129	199	205	875	220	461	379	151
Self-regulation	1	8	10	9	3	8	8	20	17	41	50	89	66	408	127	185	166	37
%	14%	27%	27%	33%	11%	20%	22%	32%	17%	36%	39%	45%	32%	47%	58%	40%	44%	24%

